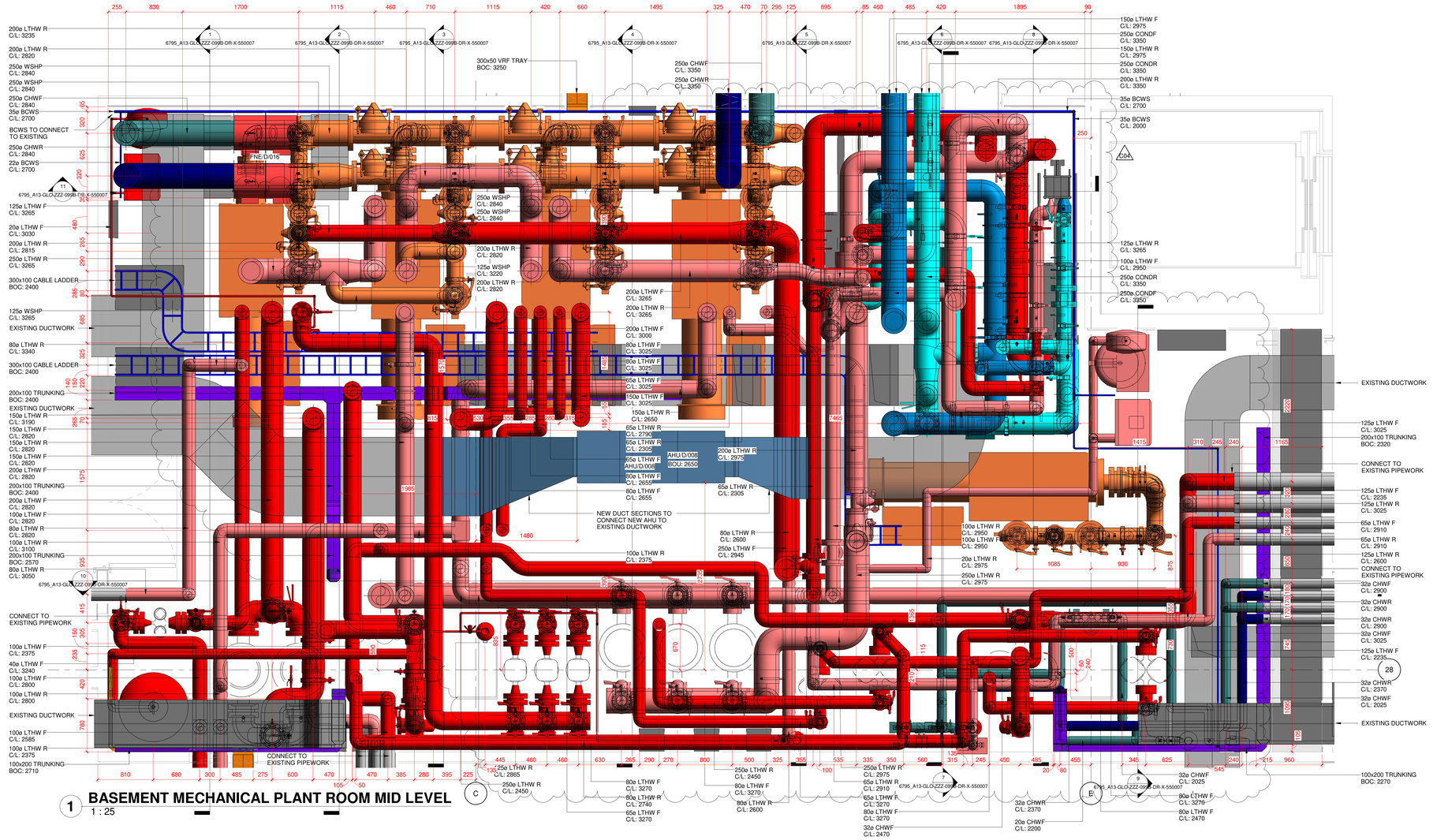

1 BASEMENT MECHANICAL PLANT ROOM MID LEVEL

1 : 25

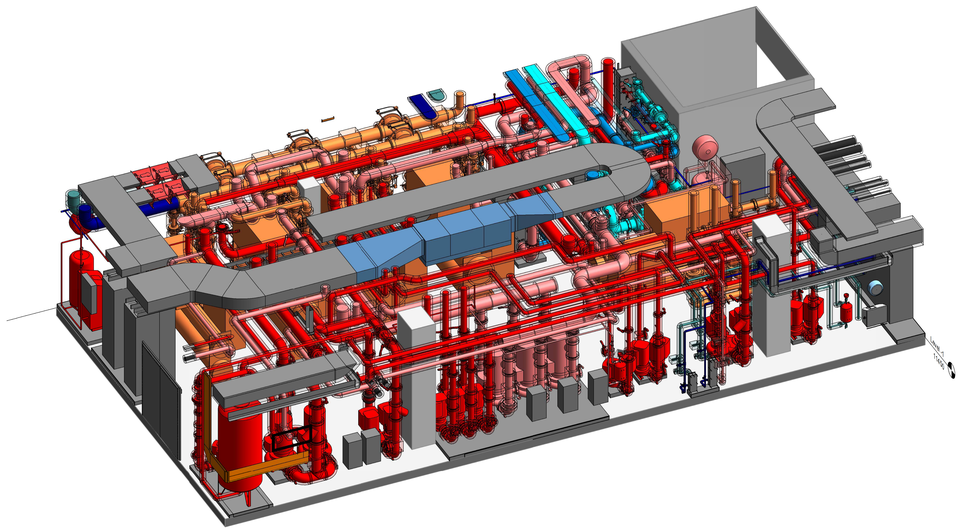

2 3D BASEMENT MECH PLANT MID LEVEL 01

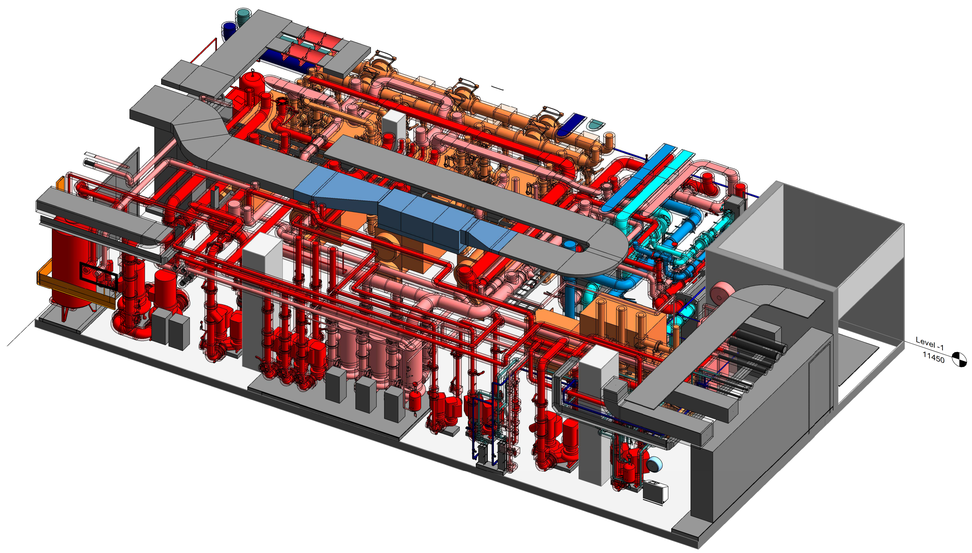

3 3D BASEMENT MECH PLANT MID LEVEL 02

All dimensions are to be checked & verified before commencing work on site. Any discrepancies are to be reported in writing to Gloster MEP. The copyright of this drawing remains with Gloster MEP and may not be reproduced in any form without prior written consent.

MODEL REFRENCES

NOTES

1. THIS DRAWING ARE READ IN CONJUNCTION WITH ALL RELEVANT ARCHITECTURAL, STRUCTURAL AND ENGINEERING SERVICES.
2. ALL DIMENSIONS IN mm UNLESS STATED OTHERWISE.
3. TRACE HEATING TAPE IS INSTALLED ON ALL HWSF PIPEWORK.

LEGEND

CHWF	CHILLED WATER FLOW
CHWR	CHILLED WATER RETURN
LTHWF	LOW TEMPERATURE HOT WATER FLOW
LTHWR	LOW TEMPERATURE HOT WATER RETURN
CONDF	CONDENSER WATER FLOW
CONDR	CONDENSER WATER RETURN
L/L	LOW LEVEL
H/L	HIGH LEVEL
IV	ISOLATION VALVE
AV	AIR VALVE
T	TEMPERATURE SENSOR
P	PRESSURE GAUGE
TP	TEST POINT
PICV	PRESSURE INDEPENDENT CONTROL VALVE
STR	STRAINER
HM	HEAT METER
DC	DRAIN COCK
HC	HYBRID COOLER
ASHP	AIR SOURCE HEAT PUMP
WSHP	WATER SOURCE HEAT PUMP

CHWF
CHWR
LTHWF
LTHWR
CONDF
CONDR
SUPPLY DUCT
EXTRACT DUCT
TOILET EXTRACT DUCT
EXISTING DUCT
FIRE ALARM TRAY
LV TRAY
VRF TRAY
DATA BASKET
TWO COMPARTMENT TRUNKING
NEW CABLE LADDER

DUE TO THE LACK OF SPACE & LARGE NUMBER OF COMPONENTS REQUIRED TO BE PLACED WITHIN THIS PLANTROOM, GENERAL ACCESS & PLANT REPLACEMENT FOR EQUIPMENT HAS BEEN COMPROMISED, TO ENABLE ITEMS TO BE SHOWN WITHIN THE SPACE. THIS DRAWING & OTHER PLANTROOM DRAWINGS ALONG WITH THE MODEL REQUIRE REVIEIWING BY THE DESIGN TEAM, TO ASSESS THE TRUE SENSE OF SPACIAL LIMITATIONS WITHIN THIS PLANTROOM & TO PROVIDE DIRECTION ON ANY DESIGN CHANGES REQUIRED TO SATISFY ANY MANUFACTURERS & ACCESS REQUIREMENTS.

INSTALLER TO REVIEW ROUTES PRIOR TO WORK COMMENCEMENT

Revision	Description	Date
C04	FOR CONSTRUCTION	01.11.24
C03	FOR CONSTRUCTION	30.09.24
C02	FOR CONSTRUCTION UPDATED AHU/D/008 TO NEW TYPE	19.07.24
C01	FOR CONSTRUCTION	26.04.24
P01	FOR APPROVAL	01.03.24

Drawing Status:
CONSTRUCTION

GLOSTER Dynamic Driven MEP
29 Great Guilford Street
London
SE1 0ES
Tel: 020 7089 6910
Fax: 020 7089 6910
www.GlosterMEP.co.uk

Client: OVERBURY

Consultant: ETEC

Project: 5 NEW STREET SQUARE

Title: COMBINED SERVICES BASEMENT MECHANICAL PLANTROOM SHEET 2 OF 4

Gloster Job No.: C1229		Date: FEB 24
Drawn By: FB	Checked By: BA	Scale: As indicated @A0
Drawing Number: 6795_A13-GLO-ZZZ-099B-DR-X-550005		Revision: C04

01/11/2024 14:39:43 Autodesk Docs://FB456 - 5 New St Square/6795_A13-GLO-XX-M3-MEP-000001.rvt